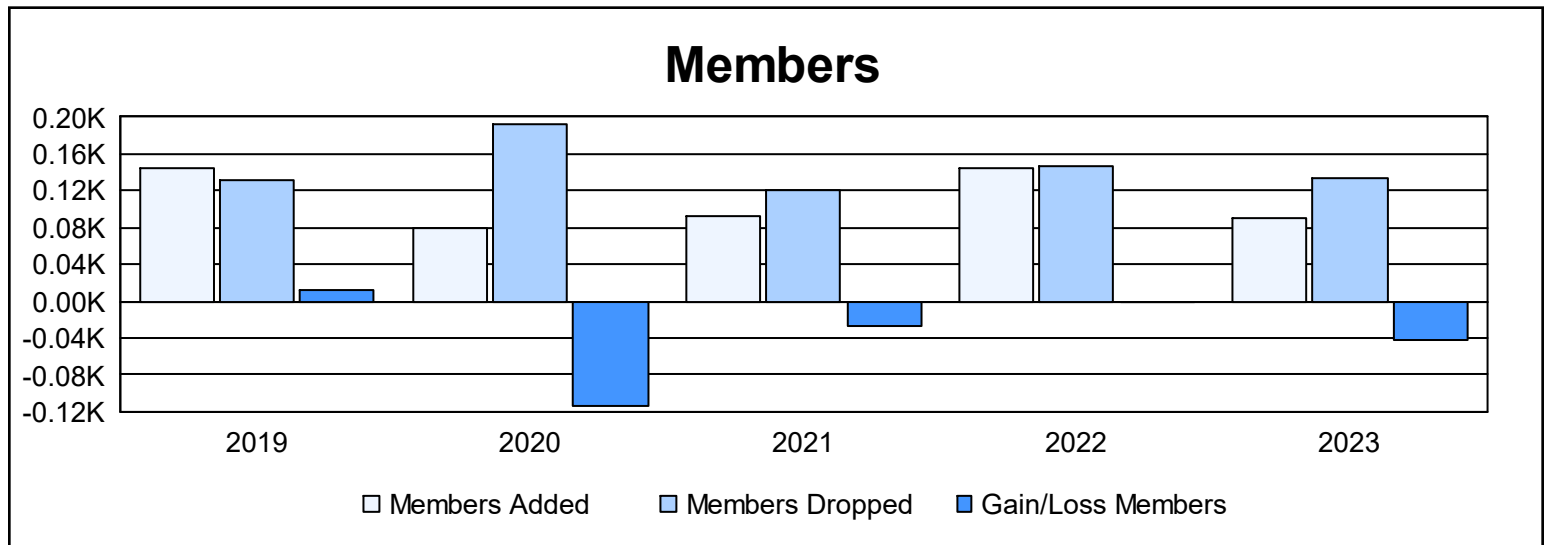
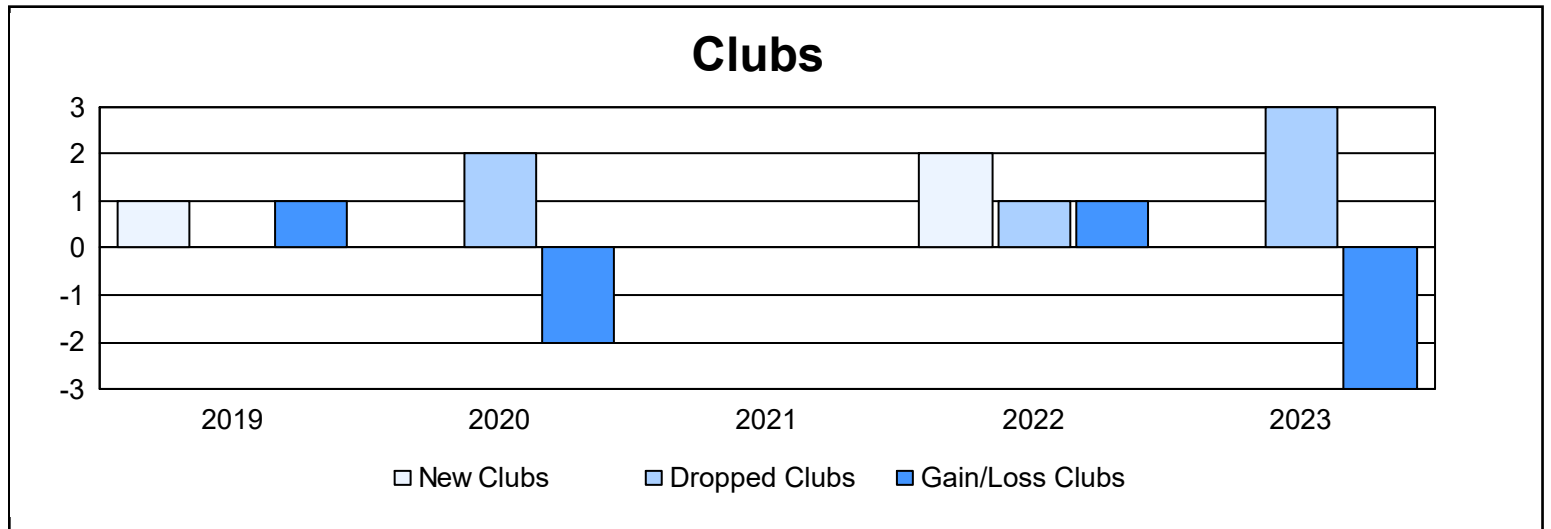
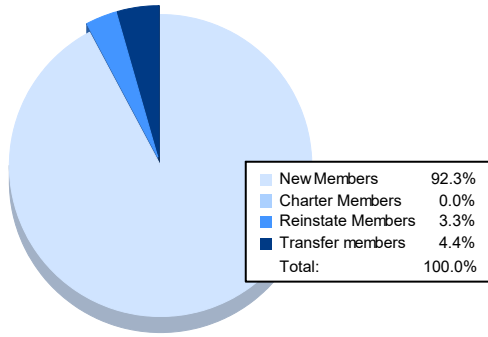


Year	New Clubs	Dropped Clubs	Gain/ Loss Clubs	New Members	Charter Members	Reinstate Members	Transfer Members	Total Member Added	Total Members Dropped	Gain/ Loss Members
2018-2019	1	0	1	112	25	2	5	144	132	12
2019-2020	0	2	-2	62	2	3	13	80	193	-113
2020-2021	0	0	0	83	0	3	7	93	120	-27
2021-2022	2	1	1	88	47	5	5	145	146	-1
2022-2023	0	3	-3	84	0	3	4	91	133	-42
<b>Average</b>	<b>1</b>	<b>1</b>	<b>-1</b>	<b>86</b>	<b>15</b>	<b>3</b>	<b>7</b>	<b>111</b>	<b>145</b>	<b>-34</b>



### Membership Composition June 2023 Cumulative



### Gender Composition June 2023 Cumulative

